

# Cubic 6

Underground automations  
for swing gates

ENG



Advanced entrance technology

# Cubic 6

## ▶ Does not alter the gate look and style

### Ideal for architecturally fine gates

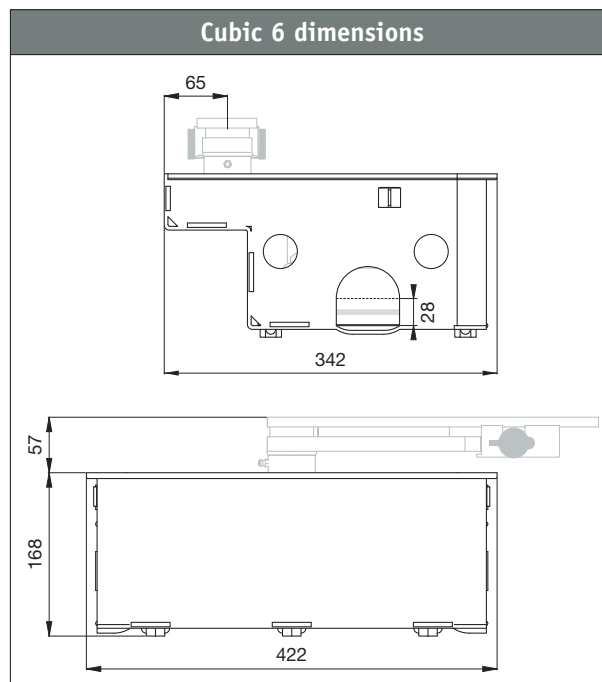
Cubic 6 is an underground automation for swing gates. Unobtrusive on its visible parts, the product allows the gate to open and close without interfering with its look and style. This makes it the ideal solution for fine gates and entrances, such as those fitted to architecturally attractive or historically significant buildings, or for any application where style, look or elegance should be kept unaltered.

### Concealed, sturdy and versatile

Practical and simple to operate, the automation consists of a stainless steel or electrically galvanised steel foundation casing fitted below the ground, where the geared motor and all mechanical linkages which operate the gate leaves are housed.

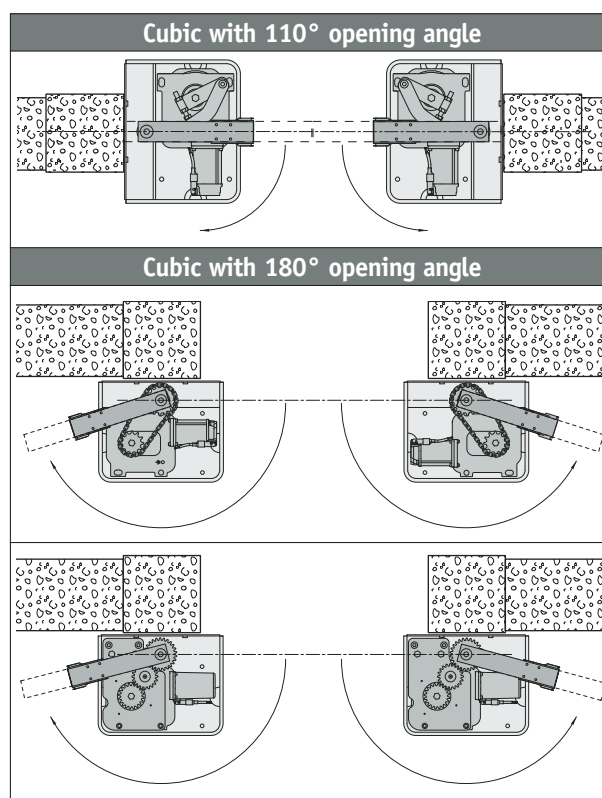
This highly versatile solution which can be customised to individual requirements:

- allows the gate to be opened at a very wide angle, up to 180°;
- combined with DITEC electrical control panels, the automation allows the motor to successfully overcome any initial friction caused by bad weather conditions such as ice;
- can also be used in applications requiring fast access.



## ▶ Product Range

	CUBIC 6	CUBIC 6H	CUBIC 6V	CUBIC 6HV
<b>Gear motor</b>	230 V	24 V c.c.	230 V	24 V c.c.
<b>Wing dimension</b>	3.5 m	3.5 m	1.5 m	1.5 m
<b>Duty</b>	residential	block of flats, heavy duty	residential	block of flats, heavy duty
<b>Opening time</b>	18s/90°	12-25 s/90°	9 s/90°	6-13 s/90°



## ▶ Technical data

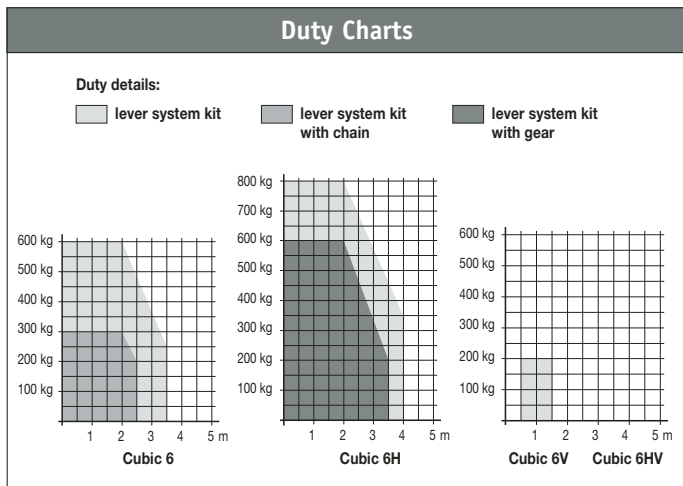
	CUBIC 6	CUBIC 6H	CUBIC 6V	CUBIC 6HV
Description: Type of electromechanical actuator	irreversible, for up to 3.5 m wide wings	irreversible, for up to 3.5 m wide wings	irreversible, for up to 1.5 m wide wings	irreversible, for up to 1.5 m wide wings
Travel control system	magnetic mechanical stop (optional)	magnetic mechanical stop (optional)	magnetic mechanical stop (optional)	magnetic mechanical stop (optional)
Maximum capacity	600 Kg x 2 m 250 Kg x 3.5 m	600 Kg x 2 m 250 Kg x 3.5 m	200 Kg x 1.5 m	200 Kg x 1.5 m
Duty class	3 - medium duty	4 - heavy duty	3 - medium duty	4 - heavy duty
Intermittent operation	S2 = 15 min S3 = 25%	S2 = 30 min S3 = 50%	S2 = 15 min S3 = 25%	S2 = 30 min S3 = 50%
Power supply	230 V~ / 50 Hz	24 V=	230 V~ / 50 Hz	24 V=
Insulation class	class 1	class 3	class 1	class 3
Power input	1.5 A	12 A	1.5 A	12 A
Torque	340 Nm	340 Nm	220 Nm	220 Nm
Opening time	18 s/90°	12÷25 s/90°	9 s/90°	6-13 s/90°
Maximum opening angle	110° or 180°	110° or 180°	110° or 180°	110° or 180°
Release device for manual operation	key operated	key operated	key operated	key operated
Operating temperature	-20°C / +55°C (-35°C / +55°C with NIO enabled)	-20°C / +55°C (-35°C / +55°C with NIO enabled)	-20°C / +55°C (-35°C / +55°C with NIO enabled)	-20°C / +55°C (-35°C / +55°C with NIO enabled)
Protection rating	IP 67	IP 67	IP 67	IP 67
Control panel	E2 LOGIC M	VIVA H	E2 LOGIC M	VIVA H

## ▶ Construction details

The new IP 67 gear motors are housed in a sturdy stainless steel or electrically galvanised steel foundation casing to increase resistance to weathering; the automation is fixed by means of stainless steel screws pre-built in the foundation casing.

In the 110° angle version, rotation takes place by means a lever system, whilst in the 180° angle version rotation is carried out by means of a chain.



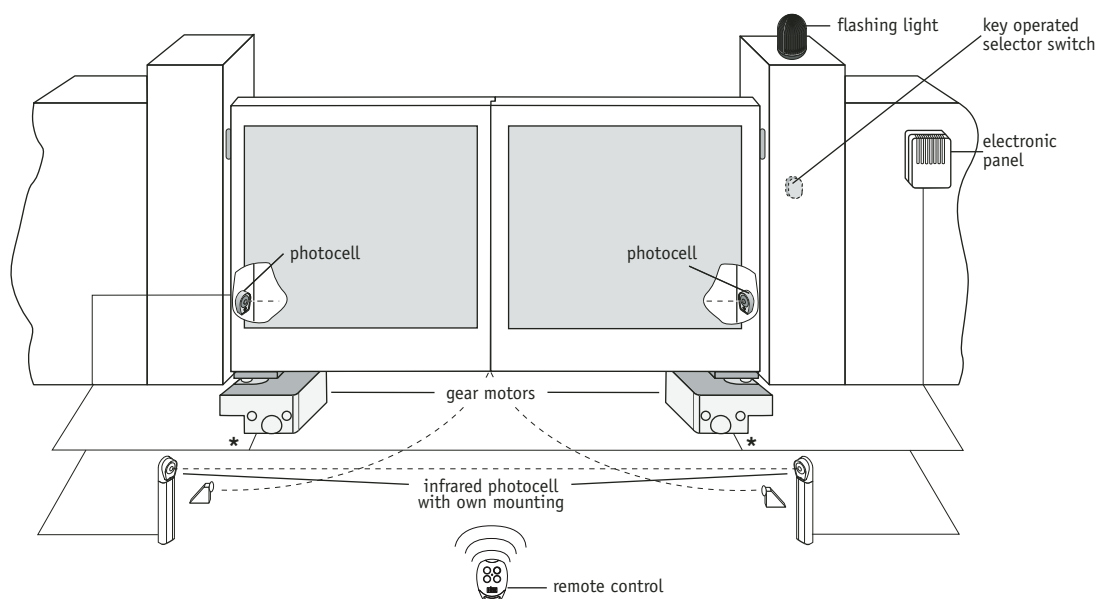


## ▶ Product features

- ▶ CE mark
- ▶ IP 67 rated watertight gear motors and stainless steel foundation casing
- ▶ Aesthetically pleasing release system with key and lever which may be operated from both sides
- ▶ Works even at low temperatures
- ▶ Standard opening angle of 110°, optional 180° opening angle with chain
- ▶ Motor protected by an internal temperature probe
- ▶ Supplied with all security, control and monitoring accessories
- ▶ Wing support system on hardened steel ball


## ▶ Product specific accessories

- ▶ Internal mechanical stop both for opening and closing operations
- ▶ Magnetic limit switches
- ▶ Customisable DIN key



(\*) **CUBIC 6** = 3 x 0.75 mm<sup>2</sup> + 1 x 1.5 mm<sup>2</sup>  
**CUBIC 6H** = 2 x 1.5 mm<sup>2</sup>

## System and control panel main features

	CUBIC 6-6V	CUBIC 6-6V	CUBIC 6H-6HV
	E2	LOGIC M	VIVA H
Description: Control panel	for 1 or 2 230 V~ motors with built in radio	for 1 or 2 230 V~ motors	for 1 or 2 24 V= motors
Mains power supply	230 V~ / 50 Hz	230 V~ / 50 Hz	230 V~ / 50-60 Hz
Batteries (ensure gate operation in the event of power cuts)			/
Energy saving 	reduced consumption when in stand-by		reduced consumption when in use
Number of motors	1 or 2	1 or 2	1 or 2
Motor power supply	230 V~ / 1 x 5 A and 230 V~ / 2 x 2.5 A	230 V~ / 1 x 5 A and 230 V~ / 2 x 2.5 A	24 V= / 2 x 12 A
Accessories power supply	24 V= / 0.5 A	24 V= / 0.5 A	24 V= / 0.5 A
Electrically operated lock	12 V= / 15 W	24 V= / 1.2 A	24 V= / 1.2 A
Flashing light (gives 3 seconds warning before automatically closing the gate)	230 V	230 V and 24 V	24 V
Gate open warning light (warns the user if gate is not fully closed)	analogue and limit switch operation	analogue and limit switch operation	analogue operation
Courtesy light	/	/	24 V
	(with 1 motor only)	(with 1 motor only)	
Limit switch provision	/	/	/
Encoder (to control speed and deceleration)			virtual encoder
Force adjustment control	electronic	with transformer	automatic
ODS - Obstruction detection system (causes the gate to stop or reverses operation when an obstruction is detected)	/	/	/
Speed adjustment (allows the speed to be adjusted to ensure best operation)			/
Braking/slow down control (ensures best approach)			/
Operating time adjustment	/	/	/
Open control	/	/	/
	(with dip-switch)		
Partly open control	/	/	/
	(with radio only)		
Close control	/	/	/
Automatic timed close control	/	/	/
Inching control	/	/	/
Hold-to-run control	/	/	/
Stop safety device	/	/	/
Reverse operation safety device	/	/	/
Safety test function (for self testing devices)		/	
NIO - Antifreeze system (allows efficient operation of motor at very low temperatures)		/	/
Soft start			/
Operating temperature	-20°C / +55°C	-20°C / +55°C (-35°C / +55°C with NIO enabled)	-20°C / +55°C (-35°C / +55°C with NIO enabled)
Protection rating	IP 55	IP 55	IP 55
Product dimensions (mm)	180x261x105	187x261x105	238x357x120

## Accessories

The wide range of DITEC accessories offers access system fitted with several types of control and monitoring devices.



### GOL 4 transmitters

Featuring four channels and fixed code and cloning option, or rolling code. Certified and compliant with current standards. Transmitter mountings: smartly designed, they can be fitted on any type of surface: from the car dashboard to a wall in the garage or in the house. The remote control can be stored in its practical housing and is always ready for use.



### Xel 2 and Lab 3 infrared sensors

These sensors allow the automation to be operated with the highest levels of safety. Can be mounted directly on a wall or on its own mounting. Modulated infrared beam. The sensors are also suitable for applications where space is at a premium.



### Xel 5 key operated selector switch

Fitted with a tamper proof or vandal resistant device. Can be mounted directly on a wall or on its own mounting.



### Sof safety edges

These are fitted to all entrance control systems to ensure maximum safety during opening and closing operations.



### Lan 4 digital combination systems

With digital vandal resistant combination keyboard. Up to 8 digit PIN number.



### Lamp H

24 V flashing light with flashing operation controlled from the control panel.



### GOL 4M keyboard operated transmitters, with digital combination

Coded four-channel control. Allows radio controlled motorised gates to be opened by entering a code. Wall mounted.



### Lan 7 control system with proximity control

Remotely operated identification system featuring TRANSPONDER technology. Allows identification without the need for a touch-controlled device.

When building the system, only use DITEC accessories and safety devices.

DITEC automations all feature CE marking and are designed and built in compliance with the safety requirements of the Machinery Directive (2006/42/EC), of the Electromagnetic Compatibility Directive (2004/108/EC) and of the Low Voltage Directive (2006/95/EC) and of other Directives, laws, specific standards for special products and situations.

DITEC S.p.A. reserves the right to make changes which may improve the products. DITEC S.p.A. always strives to improve its products. For this reason, the technical details featured in this catalogue are not binding.

The pictures shown in this leaflet were taken with the consent of those concerned or in public locations.

Further information can be found in the Technical Manuals available at the website: [www.ditec.it](http://www.ditec.it)



**DITEC S.p.A.** Via Mons. Banfi, 3 21042 Caronno P.lla (VA) Italy Tel. +39 02 963911 Fax +39 02 9650314  
www.ditec.it ditec@ditecva.com

**DITEC BELGIUM** LOKEREN Tel. +32 9 3560051 Fax +32 9 3560052 www.ditecbelgium.be **DITEC DEUTSCHLAND** OBERURSEL  
Tel. +49 6171 914150 Fax +49 6171 9141555 www.ditec-germany.de **DITEC ESPAÑA S.L.U.** ARENYS DE MAR Tel. +34 937958399  
Fax +34 937959026 www.ditecespana.com **DITEC FRANCE** MASSY Tel. +33 1 64532860 Fax +33 1 64532861 www.ditecfrance.com  
**DITEC GOLD PORTA** ERMESINDE-PORTUGAL Tel. +351 22 9773520 Fax +351 22 9773528/38 www.goldporta.com **DITEC SVIZZERA**  
BALERNA Tel. +41 848 558855 Fax +41 91 6466127 www.ditecswiss.ch **DITEC ENTRE/MATIC NORDIC** LANDSKRONA - SWEDEN  
Tel. +46 418 514 00 Fax +46 418 513 55 www.ditecentrematicnordic.com **DITEC TURCHIA** ISTANBUL Tel. +90 21 28757850  
Fax +90 21 28757798 www.ditec.com.tr **DITEC AMERICA** ORLANDO-FLORIDA-USA Tel. +1 407 8880699 Fax +1 407 8882237  
www.ditecamerica.com **DITEC CHINA** SHANGHAI Tel. +86 21 62363861/2 Fax +86 21 62363863 www.ditec.cn